





Wellbeing Theme Board Exception Report

Generated on: 01 May 2009

CY02_P_N0112 Rate of under-18 conceptions (per 1000 girls aged 15-17 as compared with the 1998 baseline rate)		Quarterly values	
		Value	Target
Outcome Lead	Portfolio	Q1 2008/09	0.3% -5.3%
		Q2 2008/09	32.6% -5.3%
Sustainable Community Strategy Outcome		Q3 2008/09	6.4% -5.3%
		Q4 2008/09	14.4% -5.3%
		2008/09	12.4% -5.3%
			
Red			
<p>Definition: The change in the rate of under 18 conceptions per 1,000 girls 15-17 years resident in the area for the current calendar year, as compared with the 1998 baseline rate, shown as a % of the 1998 rate.</p> <p>ABG Funding: £ 272,037 Cosmic (£4,358); Substance Misuse Coordinator (£4454); Teenage Pregnancy Local Implementation Grant (£170,000); TP sexual health (£51,375); 4YP (Bus) (£32,125); Libraries for life (£9,725)</p> <p>Explanation of current performance</p> <p>Current Activities</p> <p>Best Practice The following boroughs have achieved significant reductions between 1998-2006:</p> <ul style="list-style-type: none"> • Hammersmith & Fulham -36.5% • Hackney -28% • Tower Hamlets -24.2% • Newham -20.5% <p>DCSF attribute success to engagement with delivery partners, a senior local champion, effective sexual health services, prioritisation of sex and relationship education, focus on targeted interventions, training on sex and relationships for partner organisation, a well resourced youth service and a good local communication strategy.</p> <p>Emerging Risk Impact on local public services and the well being of children and young people.</p> <p>Performance discussion date:</p> <p>Equality Impact There are young women 15 – 18 years. The profile of</p>			

<p>this section of the population is as follows: Total number of young women 15 – 18 6,384 British 32%, White Other 17%, Mixed 9%, Asian 9%, Caribbean 14%, African 16%, Other 3%</p>	
--	--

AC03_H_N0008 Adult participation in sport and active recreation (2007-2010 stretch target)		Quarterly values	
Outcome Lead	Portfolio	Value	Target
Sustainable Community Strategy Outcome		2008/09	20.2% 22.9%
			
Amber			
<p>AGB Funding Better Places o Walking £10.7K o Walk, Jog & Cycle Project £12.3 o Celebrating Sport £6K o Sports Hub 16.5K</p> <p>Wellbeing Haringey NHS Lead - Health in Mind (Health Walks), Active for Life (GP Referral) & Cardiac Rehabilitation £150K</p> <p>Other funding for the total programme has been drawn down from Sport England, TFL, Tennis Foundation, Football Foundation and variety of smaller grants as well as the core funding from the council and partners.</p> <p>Explanation of current performance There has been significant ongoing work to date mainly concentrating on in house improvement in the borough including:</p> <ul style="list-style-type: none"> · Leisure centre renewals · Increasing leisure centre usage (New Pricing Policy for individuals and group hire) · Parks improvements/increasing parks usage · General sports development · GP Referral · Walking programmes <p>For example increasing usage in our leisure centres has and continues to be successful with a 4% increase in 08-09.</p> <p>From the first Sport England Active People Survey (APS) there is a downward trend in participation in London.</p> <p>The reduction in Haringey's adult participation rate from 05-06 22.9% to 07-08 20.2% is not considered statistically significant however it does reinforce the need for further investment to meet the challenging LAA target of increasing Haringey's adult participation to 26.9% by 2010/11.</p> <p>Current Activities</p>			

Having secured additional resources, in particular from the Sport England Community Investment Fund (CIF) existing projects and new partner projects have been drawn together under the HariActive Programme. This programme will be given strategic focus and be monitored by the newly formed Community Sport and Physical Activity Network (CSPAN); a group which brings together key partners and stakeholders involved in increasing physical activity.

New Partner Projects:




- **HariActive** – Make a Change Project (project using sophisticated targeted marketing and taster sessions and better information dissemination to increase participation in three key market segments which are predominant in Haringey)
- **Club, Coach and Volunteer Development Project** (deeper analysis of APS statistics shows a strong correlation between the number and quality of clubs in a locality and the rate of participation. Thus this project will improve both club capacity and quality in the borough and participation as a result)
- **Sports Hub Development Project** (this project concentrates resources in two main areas of club activity – the White Hart Lane corridor which includes the sports centre, playing fields and schools in the area and Finsbury Park – in order to develop multi sports hubs which are a proven way way of increasing participation)
- **Walk, Jog, Cycle Project** (walking is already fairly well developed in the borough this project enhances this and also drives participation in two other activities which are research indicates has excellent potential to attract high rates of participation)
- **Free Swimming for under 16's and over 60's** (funded by the council and central government) - significant improvements in swimming usage is expected. While the primary focus is children it is anticipated that parents will accompany their children to swimming and that more over 60's will attend as a result of promotional activities, tasters etc.
- **Health for Haringey** – an extensive programme of community based physical activity programmes managed by Age Concern

As well existing sports development projects have been enhanced – Football Development, Netball Development, Aquatics Development, Athletics Development and Tennis Development

Best Practice

- The emerging work around the social marketing which Haringey has embraced via the HariActive Make

<p>a Change Project and the links with the health related work in this arena such as Change for Life and Go London</p> <ul style="list-style-type: none"> · Smarter and tighter partnership working via CSPAN development <p>Boroughs doing well in London are: Wandsworth – 28.4% Richmond – 27.8% Kensington & Chelsea – 28.6%</p> <p>Boroughs immediately surrounding Haringey: Barnet 22.7% Camden 23.9% Enfield 14% Hackney 21% Islington 20.9% Waltham Forest 18.3%</p> <p>Emerging Risk The recession and the impacts this has on residents disposable income may reduce take up of sport and physical activity opportunities.</p> <p>Performance Discussion date: TBC Future CSPAN dates: 29th July 09, 2nd September 09, 9th November 09 and 13th January 10</p> <p>Equality Impact: Currently the downward trend in Haringey is universal across gender and ethnicity. This exacerbates the already lower participation rates by women and people from BME groups. However there are pleasing increases in participation amongst disabled people in the borough.</p>	
---	--

UE06_H_N0156			
Number of households living in temporary accommodation	Quarterly values		
		Value	Target
	Q1 2008/09	5182	5207
	Q2 2008/09	4952	4940
	Q3 2008/09	4695	4470
	Q4 2008/09	4548	4000
	2008/09	4548	4000
Outcome Lead	Portfolio		
Sustainable Community Strategy Outcome			
			
Red			
The target set for the reduction of households in Temporary			

Accommodation in 2008/09 to 4000 from 5389 by 31st March 2009 was recognised as challenging in light of the previous performance of the service in reducing the numbers of households in Temporary Accommodation. During the year the number has fallen each month totalling a 841 reduction for the year. Significant areas of improvement have been made in the Council's management of homelessness in the following areas. The number of successful homelessness applications has fallen by 50% compared to previous years, considerable work has been targeted at resolving outstanding queries and a backlog of unassessed cases. A new Private Sector Lettings team has been created to focus upon the

sourcing of Assured Shorthold tenancies to provide alternative options to those tenants in Temporary Accommodation. This team has been in place for 8 months and has steadily increased the number of properties being offered to tenants during the year (643 for the year) and these numbers will continue to grow in 2009/10 (800 +). A further additional reduction of 1000 households in Temporary Accommodation is achievable in 2009/10 as a key outcome for improving the delivery of the Strategic and Community Housing Service.

CY02_P_N0053b				
	Prevalence of breast-feeding at 6-8 wks from birth - Percentage of infants for whom breastfeeding status is recorded	Quarterly values		
			Value	Target
		Q1 2008/09	87.6%	85%
		Q2 2008/09	20%	85%
		Q3 2008/09	18%	85%
		Q4 2008/09	65%	85%
	2008/09		85%	
Outcome Lead	Portfolio			

Sustainable Community Strategy Outcome		
<input data-bbox="284 344 331 389" type="checkbox"/>	<input data-bbox="421 360 469 405" type="checkbox"/>	<input data-bbox="528 353 560 398" type="checkbox"/>
Red		